



Office of the City Manager

CONSENT CALENDAR  
January 19, 2021

To: Honorable Mayor and Members of the City Council  
 From: Dee Williams-Ridley, City Manager  
 Submitted by: LaTanya Bellow, Director of Human Resources  
 Subject: 2021 Fee Assessment – State of California Self-Insurance Fund  
 (Workers' Compensation Program)

RECOMMENDATION

Adopt a Resolution authorizing payment to the State of California Department of Industrial Relations for Fiscal Year 2021 for administering the Workers' Compensation Program, in an amount not to exceed \$235,979.91.

FISCAL IMPACTS OF RECOMMENDATION

The annual fee assessed by the Department of Industrial Relations for Fiscal Year 2021 is \$235,979.91. The 2021 invoice amount is calculated based on the direct workers' compensation premiums reported to the Department of Insurance for total indemnity benefits. Funding for this annual fee is included in the Workers' Compensation Self-Insurance Fund, Budget Code 875-9801-410-8101.

BACKGROUND

The State of California Department of Industrial Relations regulates the Workers' Compensation Insurance Industry. Under California Labor Code Sections 62.5 and 62, every year, each City is assessed a fee by the Department of Industrial Relations to support the administration of the State's Workers' Compensation Program. The assessments provide a stable funding source to support court operations to resolve claims more quickly, improve the overall operation of the state workers' compensation system; to ensure safe and healthy working conditions on the job; including enforcement of labor standards and requirements for workers' compensation coverage.

Labor Code Sections 62.5 and 62.6 require allocation of the total assessment between insured and self-insured employers in proportion to payroll for the most recent year available. The City's total assessment is calculated by multiplying Self-Insured Employer Assessment Factors for each assessment by the total indemnity paid by the City.

This year's assessment is associated with a number of administrative costs. The agency uses these assessments to support the operations of the courts by pursuing employers who break employment laws; enforcement of labor standards, and workplace safety across the state.

The 2021 fee assessment has decreased from \$263,827.15 paid in FY 2019-2020 to \$235,979.19 for FY 2020-2021. This is a total savings of \$27,847.24.

The largest assessment factor this year is the Workers' Compensation Administration Revolving Fund Assessment (WCARF). This fund pays for the administrative of the workers' compensation program to include return-to-work program and enforcement of the insurance coverage program.

The City's share is calculated by multiplying the six self-insured employer assessment factors listed below by the total indemnity paid in the previously reported fiscal year. For fiscal year 2019-2020, the City reported to the Office of Self-Insurance Plans annual program statistics which include indemnity costs. The total City paid indemnity cost for 2019-2020 was \$2,645,073. In 2018-2019, the total indemnity costs were \$3,417,999.

The City's share for the Fiscal Year 2021 assessment authorized under Labor Code Sections 62.5 and 62.6 for our self-insurance plan will be broken down as follows:

- I. Workers' Compensation Administration Revolving Fund Assessment
- II. Uninsured Employers Benefits Trust Fund Assessment
- III. Subsequent Injuries Benefits Trust Fund Assessment
- IV. Occupational Safety and Health Fund Assessment
- V. Workers' Compensation Fraud Account Assessment
- VI. Labor Enforcement and Compliance Fund

#### ENVIRONMENTAL SUSTAINABILITY

There are no identifiable environmental effects or opportunities associated with the subject of this report.

#### RATIONALE FOR RECOMMENDATION

Required annual funding is for the State of California, Department of Industrial Relations.

#### ALTERNATIVE ACTIONS CONSIDERED

None. This is a state-mandated fee assessment.

#### CONTACT PERSON

LaTanya Bellow, Director of Human Resources, 981-6807  
July Cole, Associate Human Resources Analyst, 981-6816

Attachments:

1: Resolution

RESOLUTION NO. ##,###-N.S.

AUTHORIZING PAYMENT TO THE STATE OF CALIFORNIA DEPARTMENT OF INDUSTRIAL RELATIONS FOR FISCAL YEAR 2021 FEES IN AN AMOUNT NOT TO EXCEED \$235,979.91 (WORKERS' COMPENSATION PROGRAM)

WHEREAS, the City of Berkeley is Self-Insured for Workers' Compensation since 1979; and

WHEREAS, the Workers' Compensation Insurance Industry is administered and regulated by the State of California, Department of Industrial Relations; and

WHEREAS, the State of California, under California Labor Code Section 62.5 and 62.6, authorizes the Department of Industrial Relations to assess fees to employers for costs of administering the Workers' Compensation Program; and

WHEREAS, the City of Berkeley is assessed each year by the Department of Industrial Relations to support the state program; and

WHEREAS, for Fiscal Year 2021, the City's share of assessments authorized by Labor Code Sections 62.5 and 62.6 is not expected to exceed \$235,979.91; and

WHEREAS, funds are available in the current budget in the Workers' Compensation Fund, budget code 875-9801-410-8101.

NOW THEREFORE, BE IT RESOLVED by the Council of the City of Berkeley that the City Manager is authorized to pay the State of California, Department of Industrial Relations, Self-Insurance Plans invoice for Fiscal Year 2021 for Workers' Compensation Administration Revolving Fund Assessment; Uninsured Employers Benefits Trust Fund Assessment; Subsequent Injuries Benefits Trust Fund Assessment; Occupational Safety and Health Fund Assessment; Labor Enforcement and Compliance Fund; and Workers' Compensation Fraud Account Assessment in an amount not to exceed \$235,979.91.


**Department of Industrial Relations**

Office of Self-Insurance Plans  
 11050 Olson Drive, Suite 230  
 Rancho Cordova, CA 95670  
 (916) 464-7000  
 Fax: (916) 464-7007

**INVOICE**

Invoice Number: OSIP 67882  
 Certificate No.: 7149  
 Invoice Date: December 1, 2020  
 Due Date: December 31, 2020  
 OSIP Federal Tax ID.: 94-3160882

## Customer Information:

Billing Address:		Send Payment To:	
Company:	City of Berkeley	Company:	Department Of Industrial Relations
Name:	July Cole	Name:	Office of Self Insurance Plans
Address:	2180 Milvia Street, 1st Floor, Human Resources	Address:	11050 Olson Drive, Suite 230
City/State/Zip	Berkeley, CA 94704	City/State/Zip	Rancho Cordova, CA 95670

For: City of Berkeley

**Terms:** Due and payable within 30 days

Factor	Assessment for fiscal year July 1, 2020 through June 30, 2021 using 2019 / 2020 Public Annual Report	Paid Indemnity (Line4 minus Line11 on the annual report)	Assessment Due
0.044090	Workers' Compensation Administration Revolving Fund Assessment (WCARF)	\$ 2,664,092	\$ 117,459.81
0.002976	Uninsured Employers Benefits Trust Fund Assessment (UEBTF)	\$ 2,664,092	\$ 7,928.33
0.015864	Subsequent Injuries Benefits Trust Fund Assessment (SIBTF)	\$ 2,664,092	\$ 42,263.15
0.008939	Occupational Safety and Health Fund Assessment (OSHF)	\$ 2,664,092	\$ 23,814.31
0.009262	Workers's Compensation Fraud Account Assessment (FRAUD)	\$ 2,664,092	\$ 24,674.82
0.007447	Labor Enforcement and Compliance Fund (LECF)	\$ 2,664,092	\$ 19,839.49
<b>License Fee Assessment:</b>			
	Base Fee (determined by total number of employees)		\$ 0.00
	Additional Location Fee (No. of Locations)		\$ 0.00
	Per Capita Employee Charge (# of ee's * 0 )	License Fee Assessment Subtotal:	\$ 0.00
		<b>Invoice Totals:</b>	<b>\$ 235,979.91</b>
		<b>Amount Paid:</b>	<b>\$ 0.00</b>
		<b>Balance Due:</b>	<b>\$ 235,979.91</b>

**Notes:**

The letter establishing the assessment factors and methodology used for calculation are available on the OSIP website at <http://sip.dir.ca.gov> You can also make an electronic funds transfer(EFT)payment online at <http://www.dir.ca.gov/osip>  
**It is very important to enter the correct invoice number when making an online payment.**

## DEPARTMENT OF INDUSTRIAL RELATIONS

Office of the Director  
 1515 Clay Street, 17<sup>th</sup> Floor  
 Oakland, CA 94612  
 Tel: (510) 286-7087 Fax: (510) 622-3265



DATE: November 23, 2020

TO: All Insurers Authorized to Transact Workers' Compensation in California

FROM: Katrina S. Hagen, Director, and Department of Industrial Relations

SUBJECT: Fiscal Year 2020/2021 Assessments:

- Workers' Compensation Administration Revolving Fund (WCARF)
- Uninsured Employers Benefits Trust Fund (UEBTF)
- Subsequent Injuries Benefits Trust Fund (SIBTF)
- Occupational Safety and Health Fund (OSHF)
- Labor Enforcement and Compliance Fund (LECF)
- Workers' Compensation Fraud Account (FRAUD)

Labor Code Sections 62.5 and 62.6 authorize the Department of Industrial Relations to assess employers for the costs of the administration of the workers' compensation, health and safety and labor standards enforcement programs. These assessments provide a stable funding source to the support operations of the courts, to ensure safe and healthy working conditions on the job, to ensure the enforcement of labor standards and requirements for workers' compensation coverage.

Labor Code Sections 62.5 and 62.6 require allocation of the six assessment types between insured and self-insured employers in proportion to payroll for the most recent year available. Enclosed with this letter is an invoice for assessments for your company's (or companies') share of the following total assessments, and a document showing the methodology used to compute the assessment amounts and the resulting determination of the respective assessment/surcharge factors. The factors are applied to the premium amount as described in the following sections of this letter.

Authority	Type	Total Assessment for all Payers	2021 Factors Applied to Premium
Labor Code § 62.5	Workers' Compensation Administration Revolving Fund Assessment (WCARF)	\$543,165,576	0.022646
Labor Code § 62.5	Uninsured Employers Benefits Trust Fund Assessment (UEBTF)	\$54,129,941	0.000775
Labor Code § 62.5	Subsequent Injuries Benefits Trust Fund Assessment (SIBTF)	\$170,550,000	0.006579
Labor Code § 62.5	Occupational Safety and Health Fund Assessment (OSHF)	\$132,411,468	0.002584
Labor Code § 62.5	Labor Enforcement and Compliance Fund Assessment (LECF)	\$129,025,296	0.002272
Labor Code § 62.6	Workers' Compensation Fraud Account Assessment (FRAUD)	\$77,909,442	0.004734

The total assessment is calculated based on the direct workers' compensation premiums reported to the Department of Insurance for Calendar Year 2019 by you or your group of carriers. Your first installment is due on or before January 1, 2021, with the balance due on or before April 1, 2021.

Assessment Methodology for Single Carriers

If you were a single carrier and not part of an insurer group who reported data to the WCIRB on an individual company basis for 2019, your Total California Direct Written Premium for assessment purposes is the amount reported for calendar year 2019 to the WCIRB, which reflects the premiums charged to policyholders with the exception that it excludes the impact of deductible credits, retrospective rating adjustments, and policyholder dividends.

Assessment Methodology for Insurer Groups

If you were part of an insurer reporting group who reported data to the WCIRB for 2019, your Total California Direct Written Premium for assessment purposes has been determined as the product of (a) the total 2019 written premium reported to the WCIRB on the aforementioned basis and (b) the ratio of your company's 2019 California written premium as reported in the 2019 Statutory Annual Statement (these amounts include the effect of deductible credits and retrospective rating adjustments) to the total 2019 Statutory Annual Statement of California written premium reported for your insurer group as a whole.

HOW YOUR ASSESSMENT AMOUNTS WERE CALCULATED:

WCARF ASSESSMENT (Section 5.1 of attached Methodology):

(0.824697871\* X 2019 Total California Direct Written Premium) X 0.022646

UEBTF ASSESSMENT (Section 5.3 of attached Methodology):

(0.824697871\* X 2019 Total California Direct Written Premium) X 0.000775

SIBTF ASSESSMENT (Section 5.5 of attached Methodology):

(0.824697871\* X 2019 Total California Direct Written Premium) X 0.006579

OSHF ASSESSMENT (Section 5.7 of attached Methodology):

(0.824697871\* X 2019 Total California Direct Written Premium) X 0.002584

LECF ASSESSMENT (Section 5.7 of attached Methodology):

(0.824697871\* X 2019 Total California Direct Written Premium) X 0.002272

FRAUD ASSESSMENT (Section 5.10 of attached Methodology):

(0.824697871\* X 2019 Total California Direct Written Premium) X 0.004734

\* Ratio of the expected total 2020 premium to the 2019 Total Direct Written Premium of all insurers  $(\$13,100,000,000) \div (\$15,884,605,095) = 0.824697871$

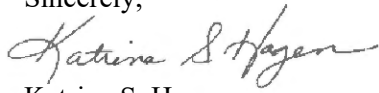
**REQUIRED EMPLOYER ASSESSMENTS**

All workers' compensation insurance policies you issue with an inception date during the calendar year 2021 must be assessed to recover amounts advanced on behalf of policyholders. Assessable Premium is the premium the insured is charged after all rating adjustments (experience rating, schedule rating, premium discounts, expense constants, etc.) except for adjustments resulting from the application of deductible plans, retrospective rating or the return of policyholder dividends.

The assessment factors to be applied to the estimated annual assessable premium for 2021 policies are shown in the table on the first page. These are the same factors that were used to calculate your attached assessment.

If you have any questions relating to this assessment, please contact Naomi P. Carter, Accounting Administrator I, by email to [NCarter@dir.ca.gov](mailto:NCarter@dir.ca.gov)

Sincerely,

A handwritten signature in cursive script that reads "Katrina S. Hagen".

Katrina S. Hagen  
Director

Enclosures



## DEPARTMENT OF INDUSTRIAL RELATIONS

Office of the Director

1515 Clay Street, 17<sup>th</sup> Floor

Oakland, CA 94612

Tel: (510) 286-7087 Fax: (510) 622-3265



DATE: November 23, 2020

TO: California Self-Insured Employer

FROM: Katrina S. Hagen, Director, Department of Industrial Relations

SUBJECT: Fiscal Year 2020/2021 Assessments:

- Workers' Compensation Administration Revolving Fund (WCARF)
- Uninsured Employers Benefits Trust Fund (UEBTF)
- Subsequent Injuries Benefits Trust Fund (SIBTF)
- Occupational Safety and Health Fund (OSHF)
- Labor Enforcement and Compliance Fund (LECF)
- Workers' Compensation Fraud Account (FRAUD)

Labor Code Sections 62.5 and 62.6 authorize the Department of Industrial Relations to assess employers for the costs of the administration of the workers' compensation, health and safety and labor standards enforcement programs. These assessments provide a stable funding source to the support operations of the courts, to ensure safe and healthy working conditions on the job, to ensure the enforcement of labor standards and requirements for workers' compensation coverage.

The purpose of this letter is to inform you that you will be receiving an invoice for your share of the assessments authorized by Labor Code Sections 62.5 and 62.6. The Labor Code requires allocation of the total assessment between insured and self-insured employers in proportion to payroll for the most recent year available


Authority	Type	Total Assessment for all Payers	2021 Self- Insured Employer Assessment Factor
Labor Code § 62.5	Workers' Compensation Administration Revolving Fund Assessment (WCARF)	\$543,165,576	0.044090
Labor Code § 62.5	Uninsured Employers Benefits Trust Fund Assessment (UEBTF)	\$54,129,941	0.002976
Labor Code § 62.5	Subsequent Injuries Benefits Trust Fund Assessment (SIBTF)	\$170,550,000	0.015864
Labor Code § 62.5	Occupational Safety and Health Fund Assessment (OSHF)	\$132,411,468	0.008939
Labor Code § 62.5	Labor Enforcement and Compliance Fund Assessment (LECF)	\$129,025,296	0.007447
Labor Code § 62.6	Workers' Compensation Fraud Account Assessment (FRAUD)	\$77,909,442	0.009262

Attached is a worksheet detailing the methodology used to compute the Workers' Compensation Administration Revolving Fund, Uninsured Employers Benefits Trust Fund, Subsequent Injuries Trust Fund, Occupational Safety and Health Fund, Labor, Labor Enforcement and Compliance Fund allocation and Workers' Compensation Fraud Account Assessment and to allocate the assessment between insured and self-insured employers.

Your share of the various assessments will be calculated by multiplying the self-insured employer assessment factors for each assessment by the total indemnity paid by your organization.

If you have any questions, please contact the Office of Self-Insurance Plans in Sacramento at (916)464-7000.

Sincerely,



Katrina S. Hagen  
Director

Enclosure

## DEPARTMENT OF INDUSTRIAL RELATIONS

Office of the Director

1515 Clay Street, 17<sup>th</sup> Floor

Oakland, CA 94612

Tel: (510) 286-7087 Fax: (510) 622-3265



DATE: November 23, 2020

TO: California Legally Uninsured Employer

FROM: Katrina S. Hagen, Director, and Department of Industrial Relations

SUBJECT: Fiscal Year 2020/2021 Assessments:

- Workers' Compensation Administration Revolving Fund (WCARF)
- Uninsured Employers Benefits Trust Fund (UEBTF)
- Subsequent Injuries Benefits Trust Fund (SIBTF)
- Occupational Safety and Health Fund (OSHF)
- Labor Enforcement and Compliance Fund (LECF)
- Workers' Compensation Fraud Account (FRAUD)

Labor Code Sections 62.5 and 62.6 authorize the Department of Industrial Relations to assess employers for the costs of the administration of the workers' compensation, health and safety and labor standards enforcement programs. These assessments provide a stable funding source to the support operations of the courts, to ensure safe and healthy working conditions on the job, to ensure the enforcement of labor standards and requirements for workers' compensation coverage.

The purpose of this letter is to inform you that you will be receiving an invoice for your share of the assessments authorized by Labor Code Sections 62.5 and 62.6. The Labor Code requires allocation of the total assessment between insured and self-insured employers in proportion to payroll for the most recent year available.


Authority	Type	Total Assessment for all Payers	2021 Legally Uninsured Employer Assessment Factor
Labor Code § 62.5	Workers' Compensation Administration Revolving Fund Assessment (WCARF)	\$543,165,576	0.044090
Labor Code § 62.5	Uninsured Employers Benefits Trust Fund Assessment (UEBTF)	\$54,129,941	0.002976
Labor Code § 62.5	Subsequent Injuries Benefits Trust Fund Assessment (SIBTF)	\$170,550,000	0.015864
Labor Code § 62.5	Occupational Safety and Health Fund Assessment (OSHF)	\$132,411,468	0.008939
Labor Code § 62.5	Labor Enforcement and Compliance Fund Assessment (LECF)	\$129,025,296	0.007447
Labor Code § 62.6	Workers' Compensation Fraud Account Assessment (FRAUD)	\$77,909,442	0.009262

Attached is a worksheet detailing the methodology used to compute the Workers' Compensation Administration Revolving Fund, Uninsured Employers Benefits Trust Fund, Subsequent Injuries Trust Fund, Occupational Safety and Health Fund, Labor Enforcement and Compliance Fund allocation and Workers' Compensation Fraud Account Assessment and to allocate the assessment between insured and self-insured employers.

Your share of the various assessments will be calculated by multiplying the self-insured employer assessment factors for each assessment by the total indemnity paid by your organization.

If you have any questions, please contact the Office of Self Insurance Plans in Sacramento at (916)464-7000.

Sincerely,

A handwritten signature in cursive script that reads "Katrina S. Hagen".

Katrina S. Hagen  
Director

Enclosure

**California Department of Industrial Relations  
 2020-2021 Workers' Compensation Administration Revolving Fund Assessment,  
 Uninsured Employers Benefits Trust Fund Assessment,  
 Subsequent Injuries Benefits Trust Fund Assessment,  
 Occupational Safety and Health Fund Assessment,  
 Labor Enforcement and Compliance Fund Assessment and  
 Workers' Compensation Fraud Account Assessment**

**METHODOLOGY**

Labor Code Sections 62.5 and 62.6 require the Department of Industrial Relations to levy the total amounts of the Workers' Compensation Administration Revolving Fund Assessment, Uninsured Employers Benefits Trust Fund Assessment, Subsequent Injuries Trust Fund Assessment, Occupational Safety and Health Fund Assessment, Labor Enforcement and Compliance Fund Assessment and Workers' Compensation Fraud Account Assessment between insured employers and self-insured employers in proportion to payroll paid in the most recent year for which information is available.

**Step 1: Determine Total Assessments Required for 2020-2021**

<b>(1.1)</b>	Workers' Compensation Administration Revolving Fund Assessment (Labor Code § 62.5).....	<b>\$427,422,102</b>
	Total Assessment Required.....	\$543,165,576
	Fund Balance.....	(\$174,997,232)
	DWC 1920 Over/Undercollection.....	\$43,160,437
	SIP 1920 Over/Undercollection.....	\$16,093,321
		<b>\$427,422,102</b>
<b>(1.2)</b>	Uninsured Employers Benefits Trust Fund Assessment (Labor Code § 62.5).....	<b>\$35,405,498</b>
	Total Assessment Required.....	\$54,129,941
	Fund Balance.....	(\$38,949,771)
	DWC 1920 Over/Undercollection.....	\$17,358,597
	SIP 1920 Over/Undercollection.....	\$2,866,731
		<b>\$35,405,498</b>
<b>(1.3)</b>	Subsequent Injuries Benefits Trust Fund Assessment (Labor Code § 62.5).....	<b>\$141,183,496</b>
	Total Assessment Required.....	\$170,550,000
	Fund Balance.....	(\$60,072,469)
	DWC 1920 Over/Undercollection.....	\$28,338,496
	SIP 1920 Over/Undercollection.....	\$2,367,469
		<b>\$141,183,496</b>
<b>(1.4)</b>	Occupational Safety and Health Fund Assessment (Labor Code § 62.5).....	<b>\$86,765,754</b>
	Total Assessment Required.....	\$132,411,468
	Fund Balance.....	(\$85,209,581)
	DWC 1920 Over/Undercollection.....	\$36,271,808
	SIP 1920 Over/Undercollection.....	\$3,292,059
		<b>\$86,765,754</b>
<b>(1.5)</b>	Labor Enforcement and Compliance Fund Assessment (Labor Code § 62.5).....	<b>\$81,152,119</b>
	Total Assessment Required.....	\$129,025,296
	Fund Balance.....	(\$88,119,338)
	DWC 1920 Over/Undercollection.....	\$35,095,081
	SIP 1920 Over/Undercollection.....	\$5,151,080
		<b>\$81,152,119</b>

**California Department of Industrial Relations**  
**2020-2021 Workers' Compensation Administration Revolving Fund Assessment,**  
**Uninsured Employers Benefits Trust Fund Assessment,**  
**Subsequent Injuries Benefits Trust Fund Assessment,**  
**Occupational Safety and Health Fund Assessment,**  
**Labor Enforcement and Compliance Fund Assessment and**  
**Workers' Compensation Fraud Account Assessment**

<b>(1.6)</b> Workers' Compensation Fraud Account Assessment (Labor Code § 62.6).....	<b>\$77,339,632</b>
<i>The workers' compensation fraud account assessment is established by the Department of Insurance, Fraud Commission.</i>	
Total Assessment Required.....	\$77,909,442
Fund Balance.....	(\$3,283,735)
DWC 1920 Over/Undercollection.....	\$2,713,925
SIP 1920 Over/Undercollection.....	\$0
	<b>\$77,339,632</b>

**Step 2: Determine Payroll Amounts**

<b>(2.1)</b> Total payroll for insured employers.....	<b><u>\$745,572,351,867</u></b>
<i>Source: California Workers' Compensation Insurance Rating Bureau (WCIRB) policy year 2017</i>	

<b>(2.2)</b> Payroll for self-insured employers .....	<b>\$258,516,691,191<sup>1</sup></b>
---	--------------------------------------

<b>(2.2.1)</b> 2019-20 Fiscal Year for Public Sector* .....	<b><u>\$136,420,558,468</u></b>
---	---------------------------------

<b>(2.2.2)</b> 2019 for Private Sector.....	<b><u>\$122,096,132,723</u></b>
---	---------------------------------

*\* Source: Department of Industrial Relations, Office of Self-Insurance Plans (excludes State of California)*

<b>(2.3)</b> Payroll for State of California (including SCIF)**.....	<b><u>\$19,540,883,338</u></b>
--	--------------------------------

*\*\* Source: (Department of Personnel Administration, Fiscal Year 2019-20)*

<b>(2.4)</b> Total payroll for self-insured employers.....	<b><u>\$278,057,574,529<sup>2</sup></u></b>
--	---

<b>(2.5)</b> Total combined payroll..... (Insured and self-insured employers)	<b><u>\$1,023,629,926,396<sup>3</sup></u></b>
--	---

**Step 3: Calculate Proportional Payroll for Insured and Self-Insured Employers**

**(3.1) Insured Employers:**

$$\frac{\text{Insured Employer Payroll}}{\text{Total Combined Payroll}} = \frac{\text{Methodology Section (2.1)}}{\text{Methodology Section (2.5)}} = \frac{\$745,572,351,867}{\$1,023,629,926,396} = \underline{\underline{72.84\%}}$$

**(3.2) Self-Insured Employers:**

$$\frac{\text{Self-Insured Employer Payroll}}{\text{Total Combined Payroll}} = \frac{\text{Methodology Section (2.4)}}{\text{Methodology Section (2.5)}} = \frac{\$278,057,574,529}{\$1,023,629,926,396} = \underline{\underline{27.16\%}}$$

<sup>1</sup> **(2.2) Payroll for Self-Insured Employers** = Σ of Methodology Section (2.2.1) and Methodology Section (2.2.2)

<sup>2</sup> **(2.4) Total Payroll for Self-Insured Employers** = Σ of Methodology Section (2.2) and Methodology Section (2.3)

<sup>3</sup> **(2.5) Total Combined Payroll** = Σ of Methodology Section (2.1) and Methodology Section (2.4)

**California Department of Industrial Relations**  
**2020-2021 Workers' Compensation Administration Revolving Fund Assessment,**  
**Uninsured Employers Benefits Trust Fund Assessment,**  
**Subsequent Injuries Benefits Trust Fund Assessment,**  
**Occupational Safety and Health Fund Assessment,**  
**Labor Enforcement and Compliance Fund Assessment and**  
**Workers' Compensation Fraud Account Assessment**

**Step 4: Determine the Total Assessments for Insured and Self-Insured Employers**

**Workers' Compensation Administration Revolving Fund Assessment**

**Calculation for Insured Employers:**

▶ (WCARF Assessment)	X 72.84%	=	\$427,422,102	X 72.84%		\$311,334,259
▶ INCREASED by credits due individual insurers which undercollected against previous advances [ CCR § 15609].....						\$28,491,284
▶ DECREASED by insurer overcollection 1920 [pursuant to CCR § 15606(f)].....						(\$43,160,437)
<b>(4.1) Resulting Final Insured Employers Workers' Compensation User Funding Assessment.....</b>						<b><u>\$296,665,106</u></b>

**Calculation for Self-Insured Employers:**

▶ (WCARF Assessment)	X 27.16%	=	\$427,422,102	X 27.16%		\$116,087,843
▶ DECREASED by the Self-Insurer overcollection from prior year.....						(\$16,093,321)
<b>(4.2) Resulting Final Self-Insured Employers Workers' Compensation User Funding Assessment.....</b>						<b><u>\$99,994,522</u></b>

**Uninsured Employers Benefits Trust (UEBT) Fund Assessment**

**Calculation for Insured Employers:**

▶ (UEBTF Assessment)	X 72.84%	=	\$35,405,498	X 72.84%		\$25,789,365
▶ INCREASED by credits due individual insurers which undercollected against previous advances [ CCR § 15609].....						\$1,723,750
▶ DECREASED by insurer overcollection 1920 [pursuant to CCR § 15606(f)].....						(\$17,358,597)
<b>(4.3) Resulting Final Insured Employers UEBT Fund Assessment.....</b>						<b><u>\$10,154,518</u></b>

**Calculation for Self-Insured Employers:**

▶ (UEBTF Assessment)	X 27.16%	=	\$35,405,498	X 27.16%		\$9,616,133
▶ DECREASED by the Self-Insurer overcollection from prior year.....						(\$2,866,731)
<b>(4.4) Resulting Final Self-Insured Employers UEBT Fund Assessment.....</b>						<b><u>\$6,749,402</u></b>

**Subsequent Injuries Benefits Trust (SIBT) Fund Assessment**

**Calculation for Insured Employers:**

▶ (SIBTF Assessment)	X 72.84%	=	\$141,183,496	X 72.84%		\$102,838,058
▶ INCREASED by credits due individual insurers which undercollected against previous advances [ CCR § 15609].....						\$11,688,309
▶ INCREASED by insurer undercollection 1920 [pursuant to CCR § 15606(f)].....						(\$28,338,496)
<b>(4.5) Resulting Final Insured Employers SIBT Fund Assessment.....</b>						<b><u>\$86,187,871</u></b>

**Calculation for Self- Insured Employers:**

▶ (SIBTF Assessment)	X 27.16%	=	\$141,183,496	X 27.16%		\$38,345,438
▶ DECREASED by the Self-Insurer overcollection from prior year.....						(\$2,367,469)
<b>(4.6) Resulting Final Self-Insured Employers SIBT Fund Assessment.....</b>						<b><u>\$35,977,969</u></b>

**California Department of Industrial Relations  
2020-2021 Workers' Compensation Administration Revolving Fund Assessment,  
Uninsured Employers Benefits Trust Fund Assessment,  
Subsequent Injuries Benefits Trust Fund Assessment,  
Occupational Safety and Health Fund Assessment,  
Labor Enforcement and Compliance Fund Assessment and  
Workers' Compensation Fraud Account Assessment**

**Occupational Safety and Health Fund (OSHF) Assessment**

**Calculation for Insured Employers:**

▶ (OSHF Assessment) X 72.84% =	<b>\$86,765,754</b>	X 72.84%	<b>\$63,200,175</b>
▶ INCREASED by credits due individual insurers which undercollected against previous advances [ CCR § 15609].....			<b>\$6,918,688</b>
▶ DECREASED by insurer overcollection 1920 [pursuant to CCR § 15606(f)].....			<b>(\$36,271,808)</b>
<b>(4.7)</b> Resulting Final Insured Employers OSH Fund Assessment.....			<b><u>\$33,847,055</u></b>

**Calculation for Self- Insured Employers:**

▶ (OSHF Assessment) X 27.16% =	<b>\$86,765,754</b>	X 27.16%	<b>\$23,565,579</b>
▶ DECREASED by the Self-Insurer overcollection from prior year.....			<b>(\$3,292,059)</b>
<b>(4.8)</b> Resulting Final Self-Insured Employers OSH Fund Assessment.....			<b><u>\$20,273,520</u></b>

**Labor Enforcement and Compliance Fund (LECF) Assessment**

**Calculation for Insured Employers:**

▶ (LECF Assessment) X 72.84% =	<b>\$81,152,119</b>	X 72.84%	<b>\$59,111,203</b>
▶ INCREASED by credits due individual insurers which undercollected against previous advances [ CCR § 15609].....			<b>\$5,747,039</b>
▶ DECREASED by insurer overcollection 1920 [pursuant to CCR § 15606(f)].....			<b>(\$35,095,081)</b>
<b>(4.9)</b> Resulting Final Insured Employers LEC Fund Assessment.....			<b><u>\$29,763,161</u></b>

**Calculation for Self- Insured Employers:**

▶ (LECF Assessment) X 27.16% =	<b>\$81,152,119</b>	X 27.16%	<b>\$22,040,916</b>
▶ DECREASED by the Self-Insurer overcollection from prior year.....			<b>(\$5,151,080)</b>
<b>(4.10)</b> Resulting Final Self-Insured Employers LEC Fund Assessment.....			<b><u>\$16,889,836</u></b>

**Workers' Compensation Fraud Account Assessment**

**Calculation for Insured Employers:**

▶ (Fraud Assessment) X 72.84% =	<b>\$77,339,632</b>	X 72.84%	<b>\$56,334,188</b>
▶ INCREASED by credits due individual insurers which undercollected against previous advances [pursuant to CCR § 15609].....			<b>\$8,397,604</b>
▶ DECREASED by insurer overcollection 1920 [pursuant to CCR § 15606(f)].....			<b>(\$2,713,925)</b>
<b>(4.11)</b> Resulting Final Insured Employers Workers' Compensation Fraud Account Assessment..			<b><u>\$62,017,867</u></b>

**Calculation for Self- Insured Employers:**

▶ (Fraud Assessment) X 27.16% =	<b>\$77,339,632</b>	X 27.16%	<b>\$21,005,444</b>
▶ DECREASED by the Self-Insurer overcollection from prior year.....			<b>\$0</b>
<b>(4.12)</b> Resulting Final Self-Insured Employers Workers' Compensation Fraud Account Assessment.....			<b><u>\$21,005,444</u></b>



**California Department of Industrial Relations  
 2020-2021 Workers' Compensation Administration Revolving Fund Assessment,  
 Uninsured Employers Benefits Trust Fund Assessment,  
 Subsequent Injuries Benefits Trust Fund Assessment,  
 Occupational Safety and Health Fund Assessment,  
 Labor Enforcement and Compliance Fund Assessment and  
 Workers' Compensation Fraud Account Assessment**

**Step 5: Calculate the Assessment Factors**

**Workers' Compensation Administration Revolving Fund Assessment Factor**

**(5.1) Calculation for Insured Employers:**

<u>Total Insured Employers Assessment</u>	=	<u>\$296,665,106</u>	=	<u>0.022646</u>
Total Direct Workers' Compensation*		\$13,100,000,000		

*\*Estimated Premium (Source : WCIRB estimate for 2019 Policy Year)*

**(5.2) Calculation for Self-Insured Employers:**

<u>Total Self-Insured Employer Assessment</u>	=	<u>\$99,994,522</u>	=	<u>0.044090</u>
Total Amt. of Workers' Comp. Indemnity Pd**		\$2,267,951,632		

**\*\* SOURCE:** Dept. of Industrial Relations, Office of Self-Insurance Plans [Σ of Methodology Sections (5.2.1) to (5.2.3)]:

(5.2.1)	2019-20 Public Sector.....	\$1,397,990,256
(5.2.2)	2019 Private Sector.....	\$641,844,631
(5.2.3)	2019-20 State of California***	\$228,116,745

**\*\*\* SOURCE:** Department of Personnel Administration

**Uninsured Employers Benefits Trust (UEBT) Fund Assessment Factor**

**(5.3) Calculation for Insured Employers:**

<u>Total Insured Employers Assessment</u>	=	<u>\$10,154,518</u>	=	<u>0.000775</u>
Total Direct Workers' Compensation*		\$13,100,000,000		

*\*Estimated Premium (Source : WCIRB estimate for 2019 Policy Year)*

**(5.4) Calculation for Self-Insured Employers:**

<u>Total Self-Insured Employer Assessment</u>	=	<u>\$6,749,402</u>	=	<u>0.002976</u>
Total Amt. of Workers' Comp. Indemnity Pd **		\$2,267,951,632		

**\*\* SOURCE:** Dept. of Industrial Relations, Office of Self-Insurance Plans [Σ of Methodology Sections (5.2.1) to (5.2.3)]:

**Subsequent Injuries Benefits Trust (SIBT) Fund Assessment Factor**

**(5.5) Calculation for Insured Employers:**

<u>Total Insured Employers Assessment</u>	=	<u>\$86,187,871</u>	=	<u>0.006579</u>
Total Direct Workers' Compensation*		\$13,100,000,000		

*\*Estimated Premium (Source : WCIRB estimate for 2019 Policy Year)*

**(5.6) Calculation for Self-Insured Employers:**

<u>Total Self-Insured Employer Assessment</u>	=	<u>\$35,977,969</u>	=	<u>0.015864</u>
Total Amt. of Workers' Comp. Indemnity Pd.**		\$2,267,951,632		

**\*\* SOURCE:** Dept. of Industrial Relations, Office of Self-Insurance Plans [Σ of Methodology Sections (5.2.1) to (5.2.3)]:

**Occupational Safety and Health Fund (OSHF) Assessment Factor**

**(5.7) Calculation for Insured Employers:**

<u>Total Insured Employers Assessment</u>	=	<u>\$33,847,055</u>	=	<u>0.002584</u>
Total Direct Workers' Compensation*		\$13,100,000,000		

*\*Estimated Premium (Source : WCIRB estimate for 2019 Policy Year)*

**California Department of Industrial Relations  
 2020-2021 Workers' Compensation Administration Revolving Fund Assessment,  
 Uninsured Employers Benefits Trust Fund Assessment,  
 Subsequent Injuries Benefits Trust Fund Assessment,  
 Occupational Safety and Health Fund Assessment,  
 Labor Enforcement and Compliance Fund Assessment and  
 Workers' Compensation Fraud Account Assessment**

**(5.8) Calculation for Self-Insured Employers:**

<u>Total Self-Insured Employer Assessment</u>	=	<u>\$20,273,520</u>	=	<u>0.008939</u>
Total Amt. of Workers' Comp. Indemnity Pd.**		\$2,267,951,632		

\*\* SOURCE: Dept. of Industrial Relations, Office of Self-Insurance Plans [Σ of Methodology Sections (5.2.1) to (5.2.3)]:

**Labor Enforcement and Compliance Fund (LECF) Assessment Factor**

**(5.9) Calculation for Insured Employers:**

<u>Total Insured Employers Assessment</u>	=	<u>\$29,763,161</u>	=	<u>0.002272</u>
Total Direct Workers' Compensation*		\$13,100,000,000		

\*Estimated Premium (Source: WCIRB estimate for 2019 Policy Year)

**(5.10) Calculation for Self-Insured Employers:**

<u>Total Self-Insured Employer Assessment</u>	=	<u>\$16,889,836</u>	=	<u>0.007447</u>
Total Amt. of Workers' Comp. Indemnity Pd.**		\$2,267,951,632		

\*\* SOURCE: Dept. of Industrial Relations, Office of Self-Insurance Plans [Σ of Methodology Sections (5.2.1) to (5.2.3)]:

**Workers' Compensation Fraud Account Assessment Factor**

**(5.11) Calculation for Insured Employers:**

<u>Total Insured Employer Surcharge</u>	=	<u>\$62,017,867</u>	=	<u>0.004734</u>
Total Direct Workers' Compensation*		\$13,100,000,000		

\*Estimated Premium (Source: WCIRB estimate for 2019 Policy Year)

**(5.12) Calculation for Self-Insured Employers:**

<u>Total Self-Insured Employer Surcharge</u>	=	<u>\$21,005,444</u>	=	<u>0.009262</u>
Total Amt. of Workers' Comp. Indemnity Pd.**		\$2,267,951,632		

\*\* SOURCE: Dept. of Industrial Relations, Office of Self-Insurance Plans [Σ of Methodology Sections (5.2.1) to (5.2.3)]:

**Step 6: Determine Individual Employer's Workers' Compensation Administration Revolving Fund Assessment**

**(6.1) Individual Insured Employers:**

Assessment Factor [ 0.022646 ] X Employer's Expected Assessable Premium\*

**(6.2) Calculation for Individual Self-Insured Employers:**

Assessment Factor [ 0.044090 ] X Total Indemnity Paid by the Employer

**Step 7: Determine Individual Employers Uninsured Employers Benefits Trust (UEBT) Fund Assessment**

**(7.1) Individual Insured Employers:**

Assessment Factor [ 0.000775 ] X Employer's Expected Assessable Premium\*

**(7.2) Calculation for Individual Self-Insured Employers:**

Assessment Factor [ 0.002976 ] X Total Indemnity Paid by the Employer

**California Department of Industrial Relations  
2020-2021 Workers' Compensation Administration Revolving Fund Assessment,  
Uninsured Employers Benefits Trust Fund Assessment,  
Subsequent Injuries Benefits Trust Fund Assessment,  
Occupational Safety and Health Fund Assessment,  
Labor Enforcement and Compliance Fund Assessment and  
Workers' Compensation Fraud Account Assessment**

**Step 8: Determine Individual Employers Subsequent Injuries Benefit Trust (SIBT) Fund Assessment**

**(8.1)** Individual Insured Employers:  
Assessment Factor [ 0.006579 ] X Employer's Expected Assessable Premium\*

**(8.2)** Calculation for Individual Self-Insured Employers:  
Assessment Factor [ 0.015864 ] X Total Indemnity Paid by the Employer

**Step 9: Determine Individual Employers Occupational Safety and Health (OSHF) Fund Assessment**

**(9.1)** Individual Insured Employers:  
Assessment Factor [ 0.002584 ] X Employer's Expected Assessable Premium\*

**(9.2)** Calculation for Individual Self-Insured Employers:  
Assessment Factor [ 0.008939 ] X Total Indemnity Paid by the Employer

**Step 10: Determine Individual Employers Labor Enforcement and Compliance (LECF) Fund Assessment**

**(10.1)** Individual Insured Employers:  
Assessment Factor [ 0.002272 ] X Employer's Expected Assessable Premium\*

**(10.2)** Calculation for Individual Self-Insured Employers:  
Assessment Factor [ 0.007447 ] X Total Indemnity Paid by the Employer

**Step 11: Determine Individual Employer's Workers' Compensation Fraud Account Assessment**

**(11.1)** Individual Insured Employers:  
Assessment Factor [ 0.004734 ] X Employer's Expected Assessable Premium\*

**(11.2)** Calculation for Individual Self-Insured Employers:  
Assessment Factor [ 0.009262 ] X Total Indemnity Paid by the Employer

**\* Assessable Premium**

*The premium the insured is charged after all rating adjustments (experience rating, schedule rating, premium discounts, expense constants, etc.) except for adjustments resulting from the application of deductible plans, retrospective rating or the return policyholder dividends.*

